


# Darfurs (Sudan)

## Summary of Insecurity Incidents

February – July 2006

versus

February – July 2005



This report presents a summary of insecurity incidents in the Darfurs from February to July 2006 compared with the incidents that occurred over the same period in 2005. Similar to previous reports, the incidents are defined according to the following categories:

- Armed clashes between rebel groups/Militia/SAF/foreign armed elements/Tribal and clashes as a result of livestock theft.
- Incidents involving UN, (I)NGOs and AU.
- Attacks on/harassment/killing and rape of IDPs.
- Banditry/looting/attacks on/of humanitarian commercially hired trucks/vehicles that do not carry humanitarian staff.
- Banditry/looting/attacks/killing on general commercial travel and public.

The over-all number of incidents over the reporting period escalated to 979 in 2006 from 439 in 2005, or an increase of 123%.<sup>1</sup>

By category:

The incidents of armed clashes doubled during the reporting period (101%), and attacks among actors by 74.6%. Highlighted in 2006 were inter-SLA fighting, hostilities between actors that are either supporting or opposing the DPA, fighting involving the Chadian Armed Opposition Groups (CAOGs) rebels and the Chadian Army (FANT) in the Sudan/Chad border region, and clashes between the armed militias (allegedly supported by SAF forces) and the SLA troops when the Government of Sudan decided (in April) to (re)gain control over the road from Nyala to Buram, currently under control of the SLA/MM. These clashes resulted to the displacement of approximately 40,000 people.<sup>2</sup>

Incidents involving UN, INGOs/IOs and the AU altogether were similarly higher by 139% compared to last year. Separately, UN targeted activities decreased by 10.9%, while activities targeted at INGOs/IOs and AMIS increased by 75.9% and 912.5%, respectively. INGO targeted activities were mainly related to break-ins, banditry, and hijacking of vehicles. Specifically, the number of hijacking of INGO/IO vehicles in 2006 was 30 compared to nine in 2005; while seven incidents of AU/PAE vehicle hijacking was reported over these months compared to none in the previous year. The tragic consequence of the insecurity was underlined with the deaths of three INGO national staff members and three other workers of a Governmental Organization (GO) in July 2006.<sup>3</sup>

---

<sup>1</sup> Refer to graph, pages 4, 5 and 6.

<sup>2</sup> Refer to graph, pages 7 and 8.

<sup>3</sup> Refer to graph, pages 9, 10, 11, 12 and 13.

The total number of incidents involving IDPs may reflect a 637% increase in the current period compared to last year's. However, it is explained by the inclusion of reports from the AU CivPol who is present within the IDP camps which was not made in last year's reported statistics. Relatedly, the number declined from May to July 2006, which is again a case of under-reporting, following the withdrawal of the AU CivPol from the IDP camps after the incident on 8<sup>th</sup> May in Kalma IDP Camp (east of Nyala) when an AU interpreter was killed and their station destroyed. Due to the insecurity in and around the IDP camps, AU CivPol has since then not returned.<sup>4</sup>

Incidents of banditry/looting of humanitarian commercially-hired trucks - specifically WFP locally-contracted transport company carrying General Food Distribution (GFD) commodities - peaked in May and June of last year. This year, WFP pre-positioned food before the onset of the rainy season, and hence there were no convoys on the road in May and June explaining the decline in the number of incidents. Recently (in July) seen new trend involved ambush of GFD convoys in North Kordofan State before reaching the Darfurs.<sup>5</sup>

Incidents of banditry was high in February 2006 – which was related to the decline in the over-all security in the Darfurs – but has stabilized over the ensuing months.<sup>6</sup>

The number of deaths from violence reported during the recent period is 1655 or an increase of 376% from 348 in 2005.<sup>7</sup>

Over-all, the state with the highest number of reported incidents remain to be South Darfur, followed by North and West Darfur. At present, due to the fighting between the NRF on one side and SLA/MM and SAF on the other side, the security situation in North Darfur is worsening.<sup>8</sup>

SICC / 01 Aug 2006 / Khartoum

---

<sup>4</sup> Refer to graph, page 14.

<sup>5</sup> Refer to graph, page 15.

<sup>6</sup> Refer to graph, page 16.

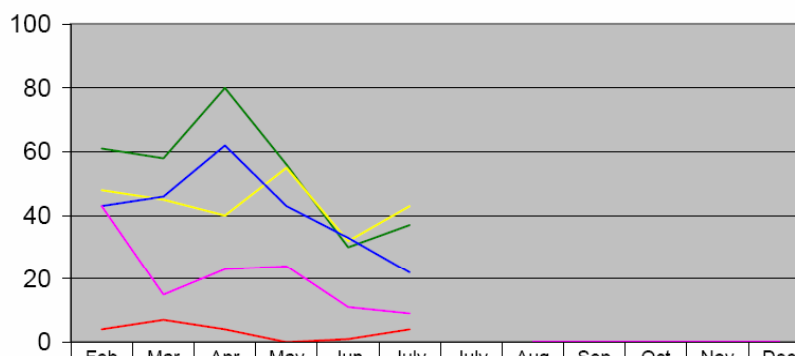
<sup>7</sup> Refer to graph, page 17.

<sup>8</sup> Refer to graph, pages 18 and 19.

## Summary of Insecurity Incidents / Darfur / Sudan

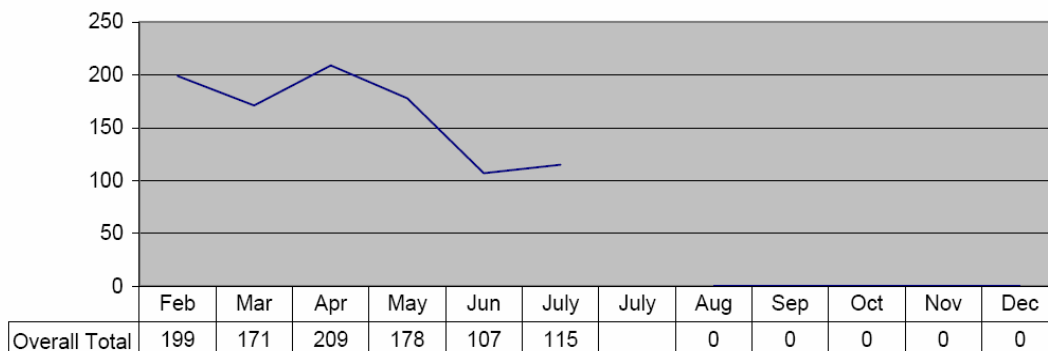
### Insecurity Incidents, Darfur, Feb through 24th July 2006

	Feb	Mar	Apr	May	Jun	July	July	Aug	Sep	Oct	Nov	Dec
Armed Clashes	61	58	80	56	30	37		0	0	0	0	0
Attacks/Harassment/Detention/Robberies/Killings of UN, (I)NGO, AU	48	45	40	55	32	43		0	0	0	0	0
Attacks/Harassment/Rape on/of IDP's	43	46	62	43	33	22		0	0	0	0	0
Banditry/Looting/Attacks on/of Humanitarian commercially hired trucks/vehicles no Int. Staff	4	7	4	0	1	4		0	0	0	0	0
Banditry/Looting/Attacks on general commercial travel and public	43	15	23	24	11	9		0	0	0	0	0
<b>Overall Total</b>	<b>199</b>	<b>171</b>	<b>209</b>	<b>178</b>	<b>107</b>	<b>115</b>		<b>0</b>	<b>0</b>	<b>0</b>	<b>0</b>	<b>0</b>



	Feb	Mar	Apr	May	Jun	July	July	Aug	Sep	Oct	Nov	Dec
Armed Clashes	61	58	80	56	30	37		0	0	0	0	0
Attacks UN (I)NGO, AU	48	45	40	55	32	43		0	0	0	0	0
Attacks on/of IDP's	43	46	62	43	33	22		0	0	0	0	0
Banditry/Looting no int. Staff	4	7	4	0	1	4		0	0	0	0	0
Banditry/Looting Commercial	43	15	23	24	11	9		0	0	0	0	0

#### Overall Total

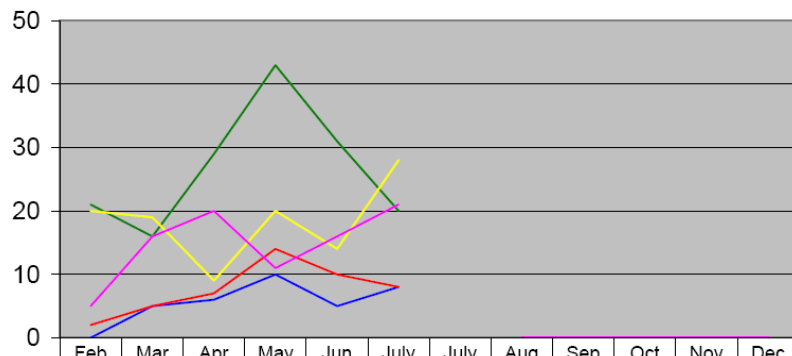


	Feb	Mar	Apr	May	Jun	July	July	Aug	Sep	Oct	Nov	Dec
<b>Overall Total</b>	<b>199</b>	<b>171</b>	<b>209</b>	<b>178</b>	<b>107</b>	<b>115</b>		<b>0</b>	<b>0</b>	<b>0</b>	<b>0</b>	<b>0</b>

# Summary of Insecurity Incidents / Darfur / Sudan

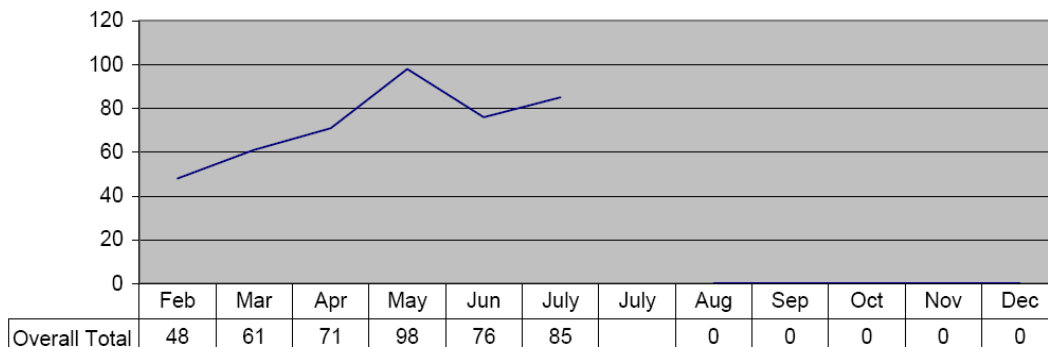
## Insecurity Incidents, Darfur, Feb through July 2005

	Feb	Mar	Apr	May	Jun	July	July	Aug	Sep	Oct	Nov	Dec
Armed Clashes	21	16	29	43	31	20		0	0	0	0	0
Attacks/Harassment/Detention/Robberies/Killings of UN, (I)NGO, AU	20	19	9	20	14	28		0	0	0	0	0
Attacks/Harassment/Rape on/of IDP's	0	5	6	10	5	8		0	0	0	0	0
Banditry/Looting/Attacks on/of Humanitarian commercially hired trucks/vehicles no Int. Staff	2	5	7	14	10	8		0	0	0	0	0
Banditry/Looting/Attacks on general commercial travel and public	5	16	20	11	16	21		0	0	0	0	0
<b>Overall Total</b>	<b>48</b>	<b>61</b>	<b>71</b>	<b>98</b>	<b>76</b>	<b>85</b>		<b>0</b>	<b>0</b>	<b>0</b>	<b>0</b>	<b>0</b>



	Feb	Mar	Apr	May	Jun	July	July	Aug	Sep	Oct	Nov	Dec
Armed Clashes	21	16	29	43	31	20		0	0	0	0	0
Attacks UN (I)NGO, AU	20	19	9	20	14	28		0	0	0	0	0
Attacks on/of IDP's	0	5	6	10	5	8		0	0	0	0	0
Banditry/Looting no int. Staff	2	5	7	14	10	8		0	0	0	0	0
Banditry/Looting Commercial	5	16	20	11	16	21		0	0	0	0	0

### Overall Total

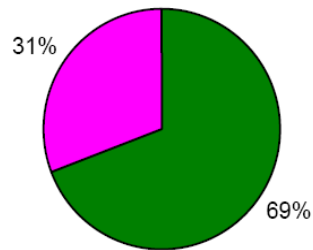
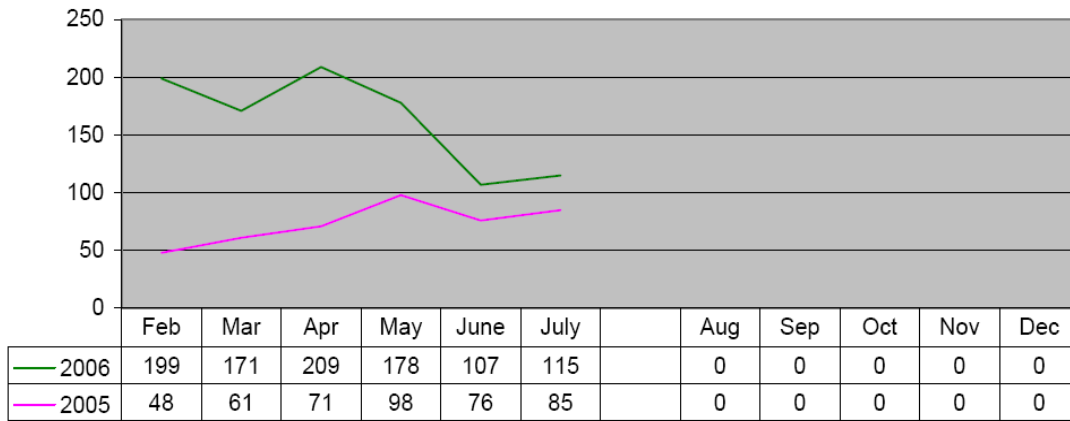


	Feb	Mar	Apr	May	Jun	July	July	Aug	Sep	Oct	Nov	Dec
Overall Total	48	61	71	98	76	85		0	0	0	0	0

## Summary of Insecurity Incidents / Darfur / Sudan

**Overall Security Incidents, Darfur, February through July**

	Feb	Mar	Apr	May	June	July	Aug	Sep	Oct	Nov	Dec	Total
2006	199	171	209	178	107	115	0	0	0	0	0	979
2005	48	61	71	98	76	85	0	0	0	0	0	439
<b>Total</b>	<b>247</b>	<b>232</b>	<b>280</b>	<b>276</b>	<b>183</b>	<b>200</b>	<b>0</b>	<b>0</b>	<b>0</b>	<b>0</b>	<b>0</b>	<b>1418</b>



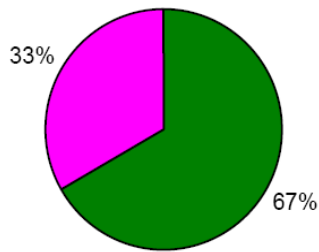
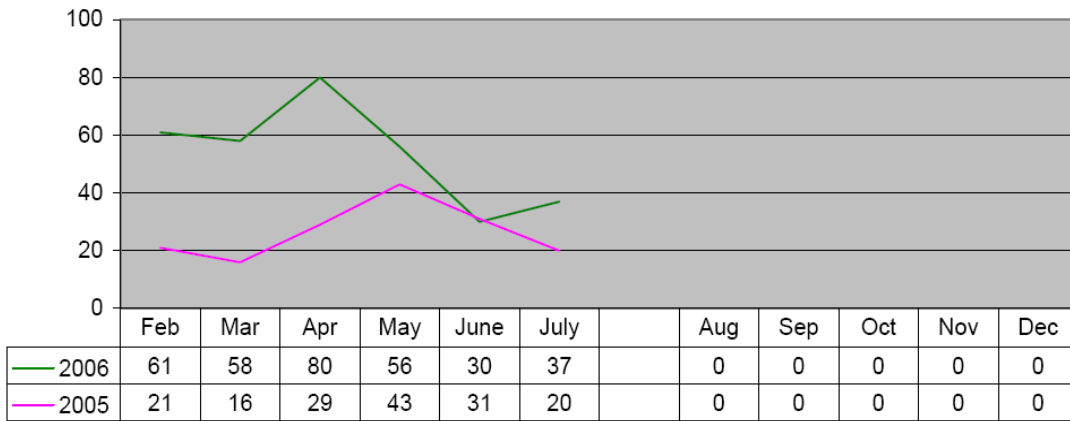
■ 2006 ■ 2005

**Increase of 123 %**

## Summary of Insecurity Incidents / Darfur / Sudan

### Armed Clashes, Darfur, February through July

	Feb	Mar	Apr	May	June	July	Aug	Sep	Oct	Nov	Dec	Total
2006	61	58	80	56	30	37	0	0	0	0	0	322
2005	21	16	29	43	31	20	0	0	0	0	0	160
<b>Total</b>	<b>82</b>	<b>74</b>	<b>109</b>	<b>99</b>	<b>61</b>	<b>57</b>	<b>0</b>	<b>0</b>	<b>0</b>	<b>0</b>	<b>0</b>	<b>482</b>



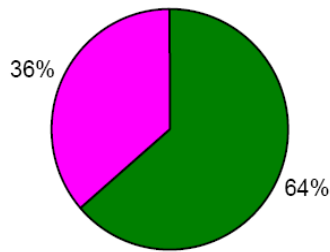
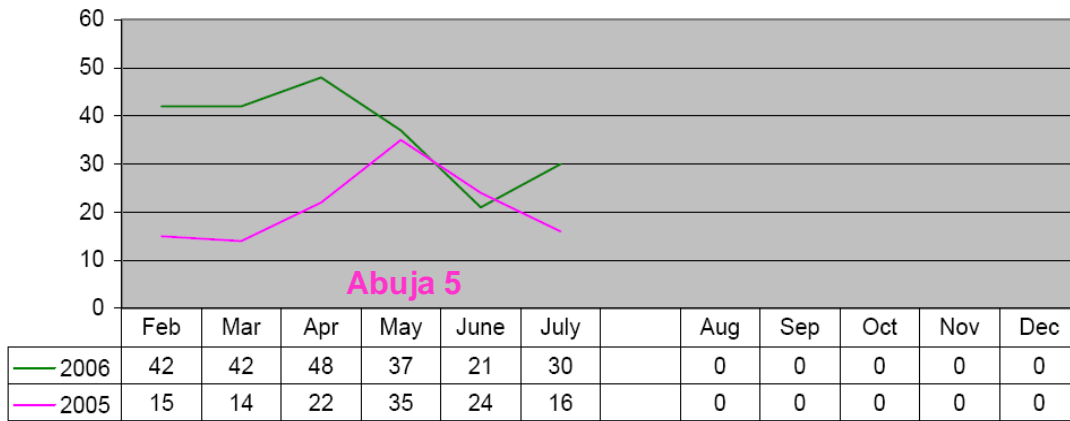
Increase of 101 %

■ 2006 ■ 2005

## Summary of Insecurity Incidents / Darfur / Sudan

**Attacks, Actors, Darfur, Feb through July**

	Feb	Mar	Apr	May	June	July	Aug	Sep	Oct	Nov	Dec	Total
2006	42	42	48	37	21	30	0	0	0	0	0	220
2005	15	14	22	35	24	16	0	0	0	0	0	126
<b>Total</b>	57	56	70	72	45	46	0	0	0	0	0	346



■ 2006 ■ 2005

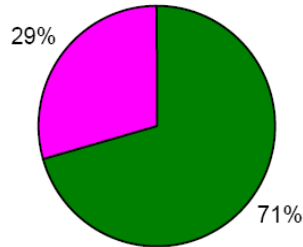
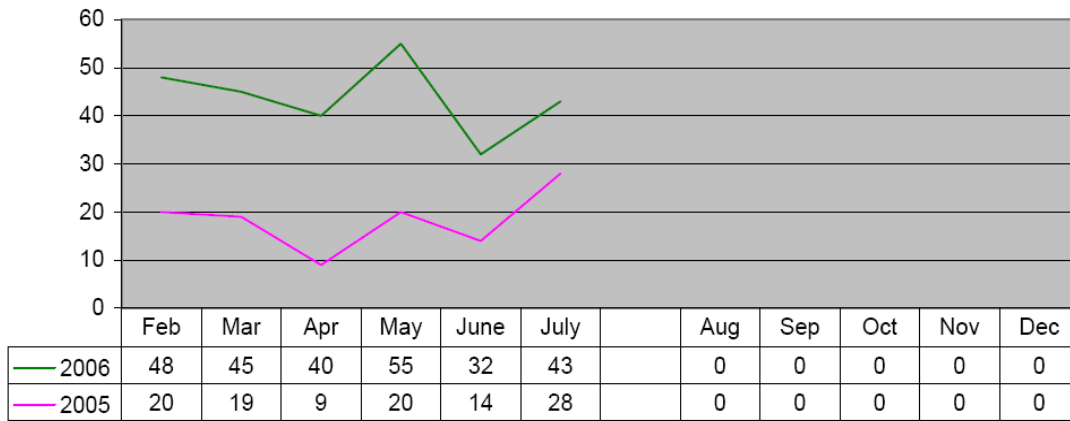
Increase of 74,6 %



## Summary of Insecurity Incidents / Darfur / Sudan

**Incidents involving UN-INGO-AU, Darfur, February through July**

	Feb	Mar	Apr	May	June	July	Aug	Sep	Oct	Nov	Dec	Total
2006	48	45	40	55	32	43	0	0	0	0	0	263
2005	20	19	9	20	14	28	0	0	0	0	0	110
<b>Total</b>	<b>68</b>	<b>64</b>	<b>49</b>	<b>75</b>	<b>46</b>	<b>71</b>	<b>0</b>	<b>0</b>	<b>0</b>	<b>0</b>	<b>0</b>	<b>373</b>



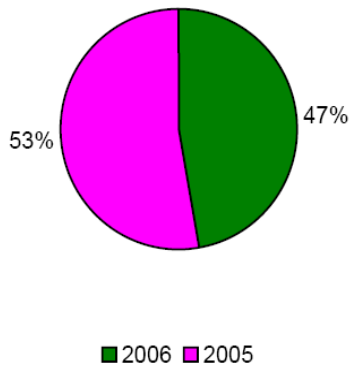
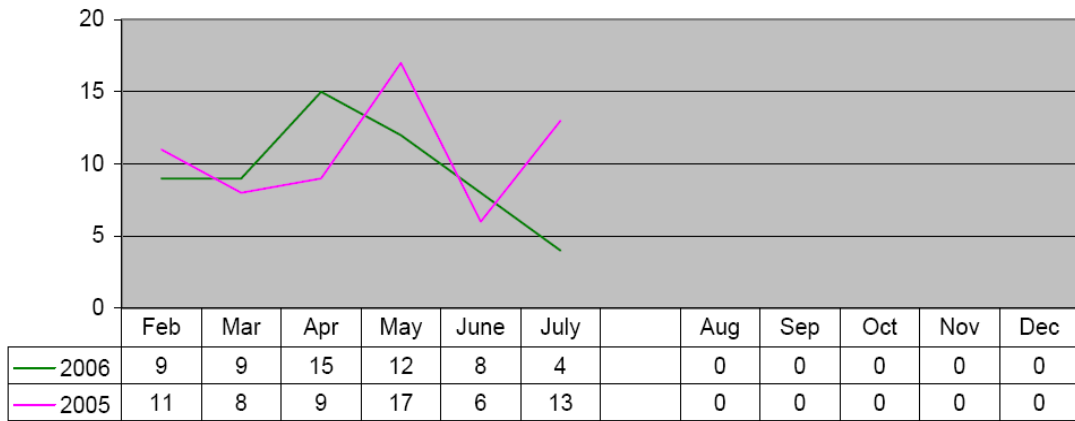
■ 2006 ■ 2005

**Increase of 139 %**

## Summary of Insecurity Incidents / Darfur / Sudan

**Activities Targeted at UN, Darfur, Feb through July**

	Feb	Mar	Apr	May	June	July	Aug	Sep	Oct	Nov	Dec	Total
2006	9	9	15	12	8	4	0	0	0	0	0	57
2005	11	8	9	17	6	13	0	0	0	0	0	64
<b>Total</b>	<b>20</b>	<b>17</b>	<b>24</b>	<b>29</b>	<b>14</b>	<b>17</b>	<b>0</b>	<b>0</b>	<b>0</b>	<b>0</b>	<b>0</b>	<b>121</b>

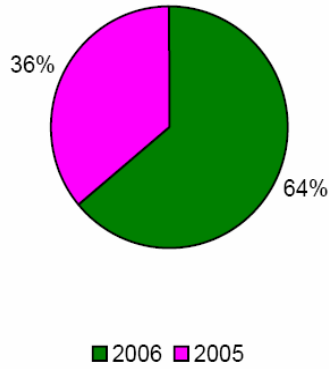
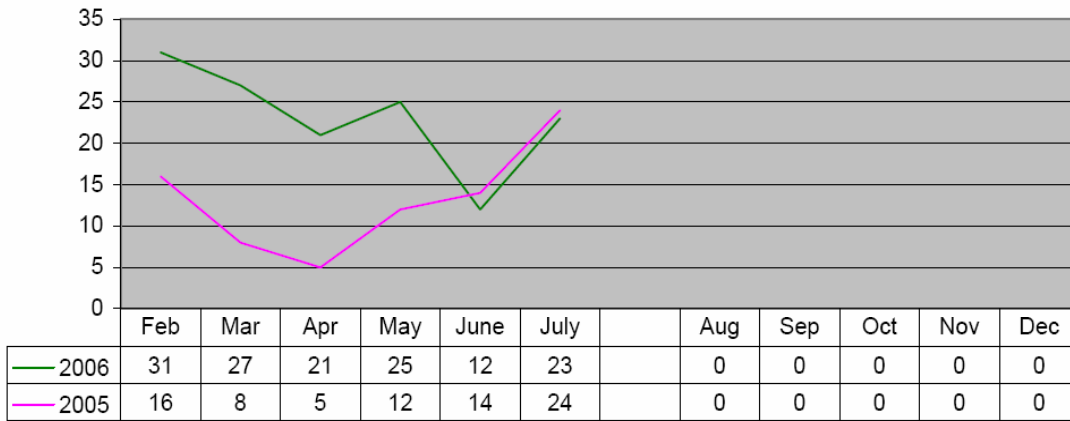


Decrease of 10,9 %

## Summary of Insecurity Incidents / Darfur / Sudan

**Activities Targeted at INGOs, Darfur, Feb through July**

	Feb	Mar	Apr	May	June	July	Aug	Sep	Oct	Nov	Dec	Total
2006	31	27	21	25	12	23	0	0	0	0	0	139
2005	16	8	5	12	14	24	0	0	0	0	0	79
<b>Total</b>	<b>47</b>	<b>35</b>	<b>26</b>	<b>37</b>	<b>26</b>	<b>47</b>	<b>0</b>	<b>0</b>	<b>0</b>	<b>0</b>	<b>0</b>	<b>218</b>

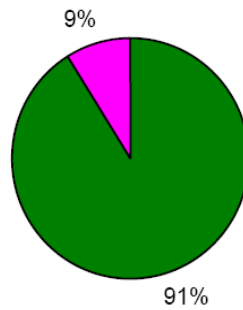
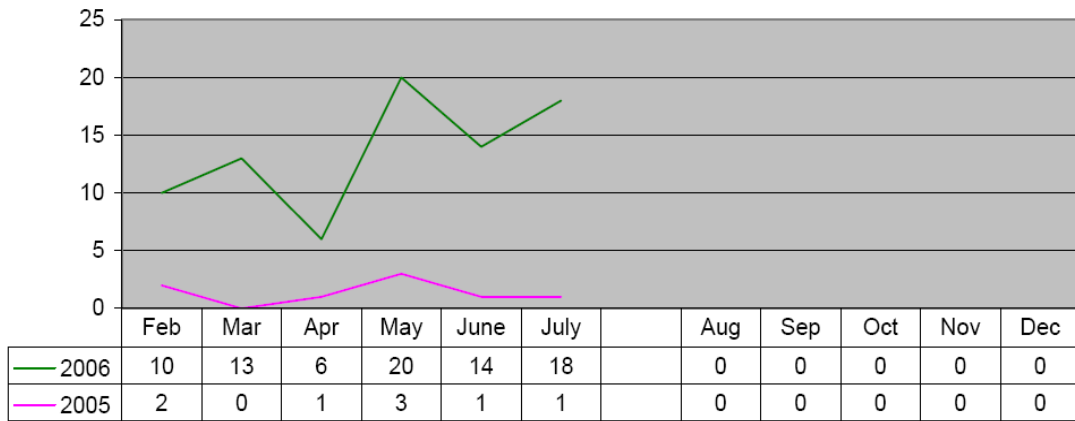


Increase of 75,9 %

## Summary of Insecurity Incidents / Darfur / Sudan

**Activities Targeted at AU, Darfur, Feb through July**

	Feb	Mar	Apr	May	June	July	Aug	Sep	Oct	Nov	Dec	Total
2006	10	13	6	20	14	18	0	0	0	0	0	81
2005	2	0	1	3	1	1	0	0	0	0	0	8
<b>Total</b>	<b>12</b>	<b>13</b>	<b>7</b>	<b>23</b>	<b>15</b>	<b>19</b>	<b>0</b>	<b>0</b>	<b>0</b>	<b>0</b>	<b>0</b>	<b>89</b>



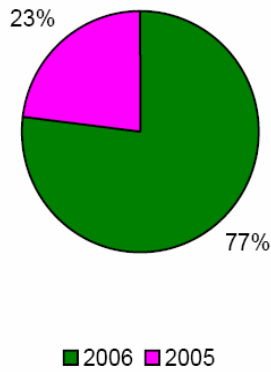
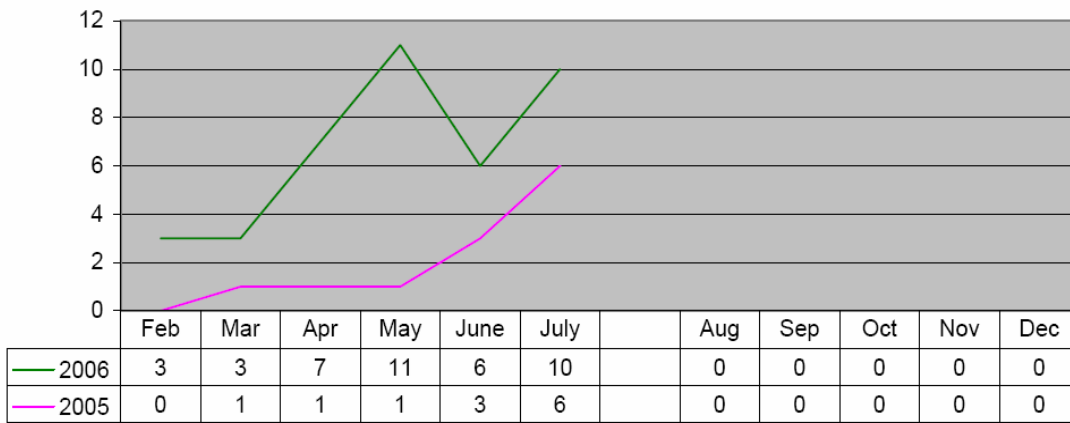
■ 2006 ■ 2005

**Increase of 912,5 %**

## Summary of Insecurity Incidents / Darfur / Sudan

### Hijacking Vehicles, Darfur, Feb through July

	Feb	Mar	Apr	May	June	July	Aug	Sep	Oct	Nov	Dec	Total
2006	3	3	7	11	6	10	0	0	0	0	0	40
2005	0	1	1	1	3	6	0	0	0	0	0	12
<b>Total</b>	<b>3</b>	<b>4</b>	<b>8</b>	<b>12</b>	<b>9</b>	<b>16</b>	<b>0</b>	<b>0</b>	<b>0</b>	<b>0</b>	<b>0</b>	<b>52</b>



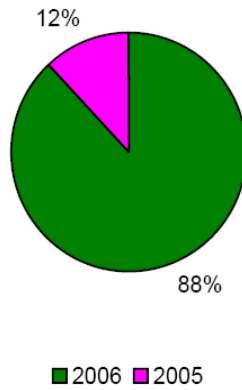
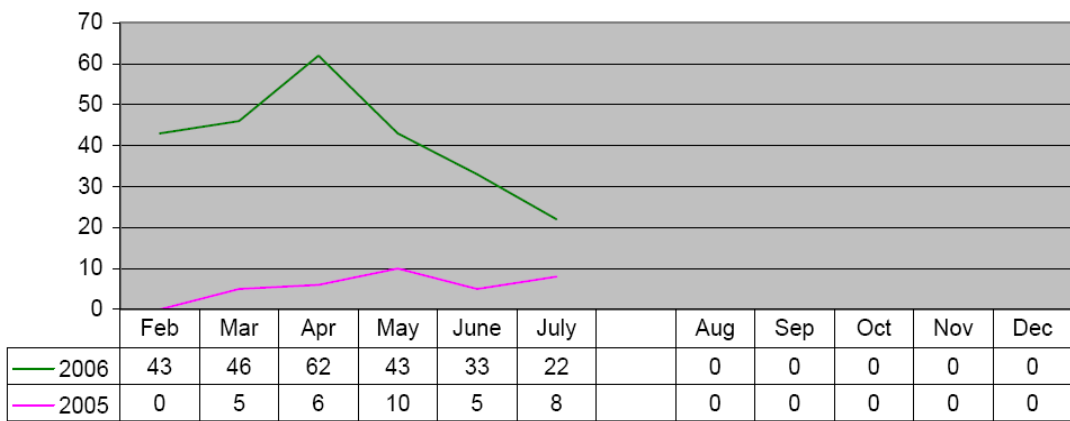
Increase of 233,3 %

	2005	2006
<b>UN</b>	<b>3</b>	<b>3</b>
<b>INGO/GO/IO</b>	<b>9</b>	<b>30</b>
<b>AU/PAE</b>	<b>-</b>	<b>7</b>

## Summary of Insecurity Incidents / Darfur / Sudan

**Incidents involving IDPs, Darfur, February through July**

	Feb	Mar	Apr	May	June	July	Aug	Sep	Oct	Nov	Dec	Total
2006	43	46	62	43	33	22	0	0	0	0	0	249
2005	0	5	6	10	5	8	0	0	0	0	0	34
<b>Total</b>	<b>43</b>	<b>51</b>	<b>68</b>	<b>53</b>	<b>38</b>	<b>30</b>	<b>0</b>	<b>0</b>	<b>0</b>	<b>0</b>	<b>0</b>	<b>283</b>

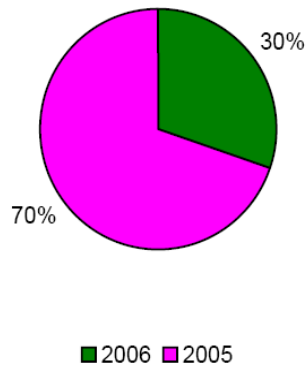
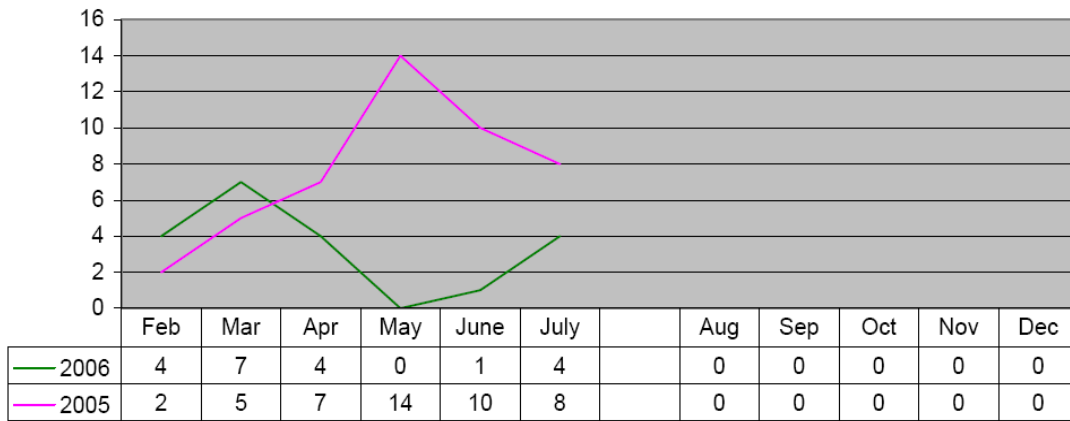


Increase of 632 %

## Summary of Insecurity Incidents / Darfur / Sudan

**Humanitarian Commercially hired trucks, Darfur, Feb through July**

	Feb	Mar	Apr	May	June	July	Aug	Sep	Oct	Nov	Dec	Total
2006	4	7	4	0	1	4	0	0	0	0	0	20
2005	2	5	7	14	10	8	0	0	0	0	0	46
<b>Total</b>	<b>6</b>	<b>12</b>	<b>11</b>	<b>14</b>	<b>11</b>	<b>12</b>	<b>0</b>	<b>0</b>	<b>0</b>	<b>0</b>	<b>0</b>	<b>66</b>

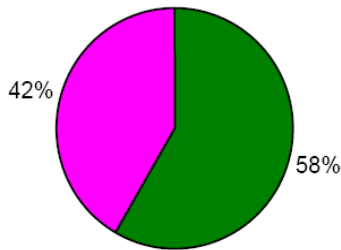
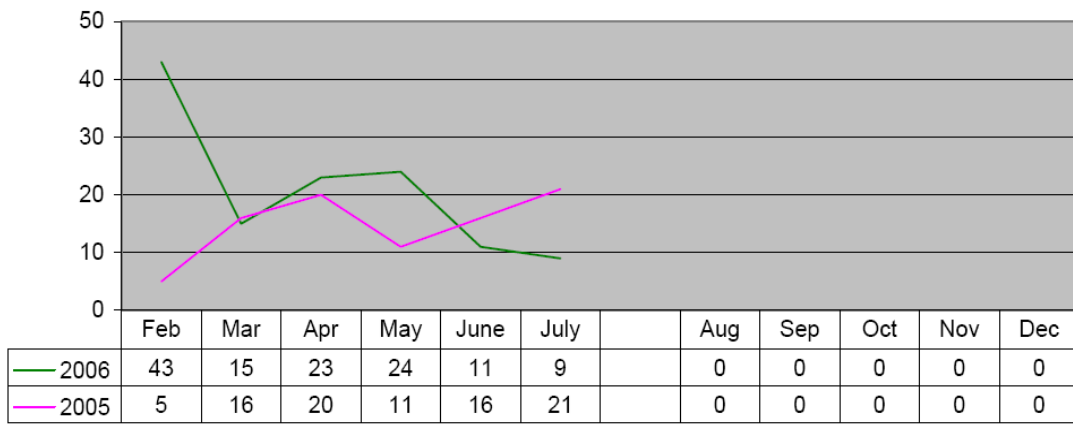


**Decrease of 56,5 %**

## Summary of Insecurity Incidents / Darfur / Sudan

**Banditry General Travel and Public, Darfur, Feb through July**

	Feb	Mar	Apr	May	June	July	Aug	Sep	Oct	Nov	Dec	Total
2006	43	15	23	24	11	9	0	0	0	0	0	125
2005	5	16	20	11	16	21	0	0	0	0	0	89
<b>Total</b>	<b>48</b>	<b>31</b>	<b>43</b>	<b>35</b>	<b>27</b>	<b>30</b>	<b>0</b>	<b>0</b>	<b>0</b>	<b>0</b>	<b>0</b>	<b>214</b>



■ 2006 ■ 2005

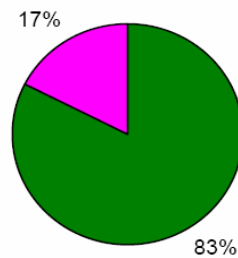
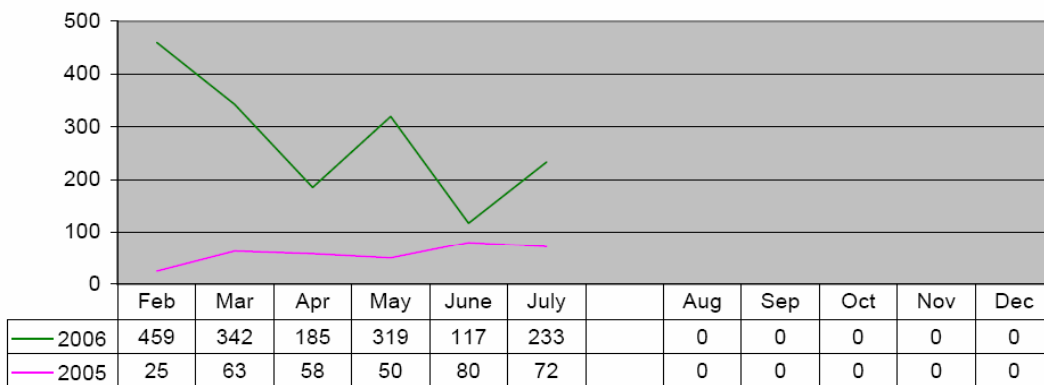
Increase of 40,4 %



## Summary of Insecurity Incidents / Darfur / Sudan

**Deaths from Violence, Darfur, Feb through July**

	Feb	Mar	Apr	May	June	July	Aug	Sep	Oct	Nov	Dec	Total
2006	459	342	185	319	117	233	0	0	0	0	0	1655
2005	25	63	58	50	80	72	0	0	0	0	0	348
<b>Total</b>	<b>484</b>	<b>405</b>	<b>243</b>	<b>369</b>	<b>197</b>	<b>305</b>	<b>0</b>	<b>0</b>	<b>0</b>	<b>0</b>	<b>0</b>	<b>2003</b>



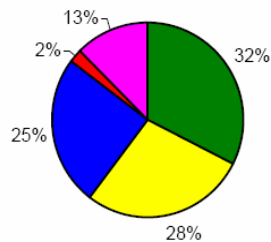
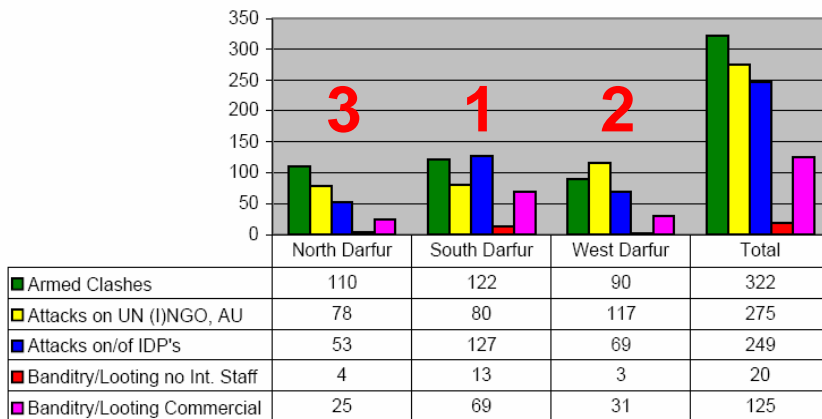
■ 2006 ■ 2005

**Increase of 376 %**

# Summary of Insecurity Incidents / Darfur / Sudan

## Insecurity Incidents, Darfur States, February through July 2006

	North Darfur	South Darfur	West Darfur	Total
Armed Clashes	110	122	90	322
Attacks/Harassment/Detention/Robberies of UN, (I)NGO, AU	78	80	117	275
Attacks/Harassment/Rape on/of IDP's	53	127	69	249
Banditry/Looting/Attacks on/of Humanitarian commercial hired trucks/vehicles no int. Staff	4	13	3	20
Banditry/Looting/Attacks on general commercial travel and public	25	69	31	125
<b>Overall Total</b>	<b>270</b>	<b>411</b>	<b>310</b>	<b>991</b>



# Summary of Insecurity Incidents / Darfur / Sudan

## Insecurity Incidents, Darfur States, February through July 2005

	North Darfur	South Darfur	West Darfur	Total
Armed Clashes	62	60	38	160
Attacks/Harassment/Detention/Robberies of UN, (I)NGO, AU	35	35	40	110
Attacks/Harassment/Rape on/of IDP's	8	14	12	34
Banditry/Looting/Attacks on/of Humanitarian commercial hired trucks/vehicles no int. Staff	20	22	4	46
Banditry/Looting/Attacks on general commercial travel and public	32	43	14	89
<b>Overall Total</b>	<b>157</b>	<b>174</b>	<b>108</b>	<b>439</b>

