

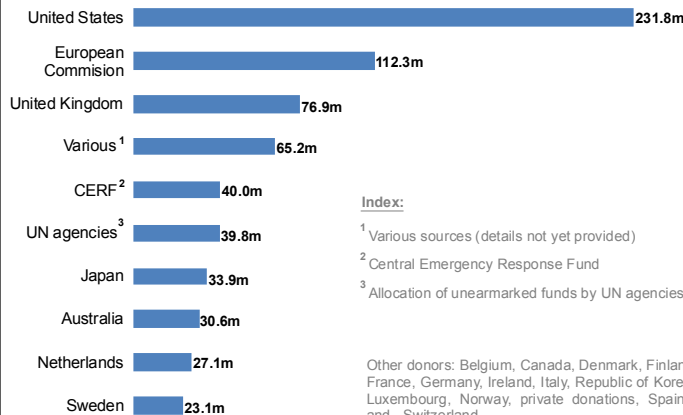


## Humanitarian partners appeal for US\$1.18 billion to meet emergency needs in South Sudan for 2012.

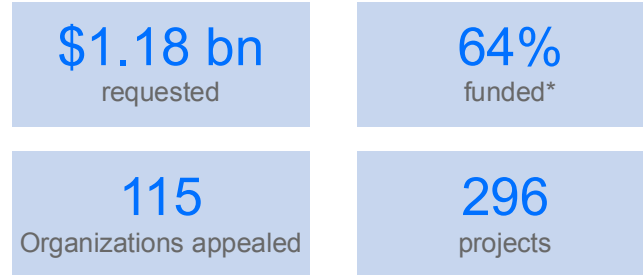
At the beginning of the year, humanitarian partners appealed for \$763 million for South Sudan. Funding needs have increased significantly over the year, due to worsening food security and a continued arrival of refugees from Sudan's Blue Nile and South Kordofan states.

A legacy of civil war, political tensions with Sudan and chronic underdevelopment impact heavily on the ability of the new state to provide basic services and respond to humanitarian needs, rendering communities vulnerable to the effects of insecurity, displacement, returns, food shortages, outbreaks of disease and seasonal floods.

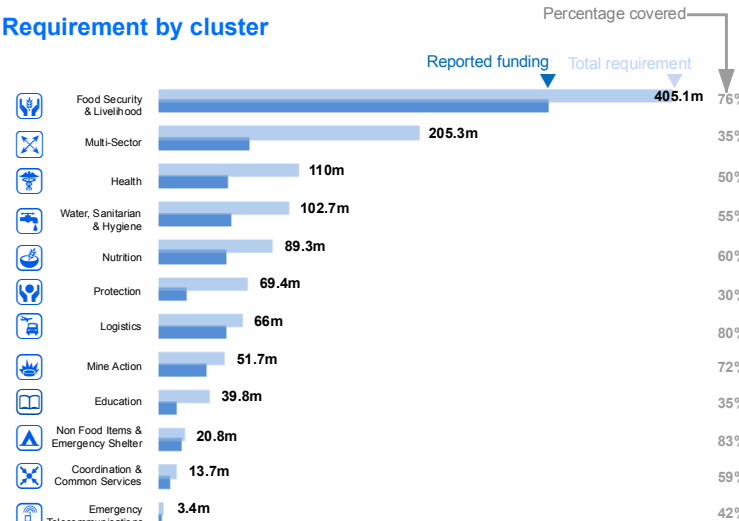
### 2012 contributions by donors



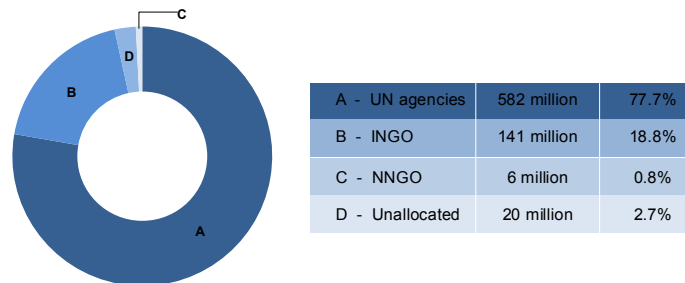
**Index:**  
<sup>1</sup> Various sources (details not yet provided)  
<sup>2</sup> Central Emergency Response Fund  
<sup>3</sup> Allocation of unearmarked funds by UN agencies  
 Other donors: Belgium, Canada, Denmark, Finland, France, Germany, Ireland, Italy, Republic of Korea, Luxembourg, Norway, private donations, Spain and Switzerland.



### Requirement by cluster



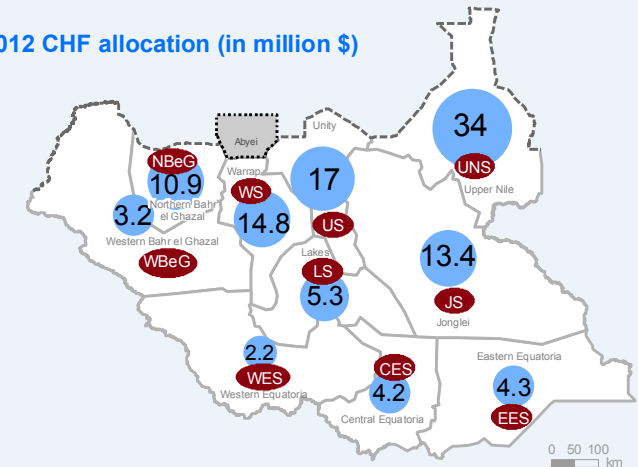
### Funding received by type of organization



### Common Humanitarian Fund (CHF)

The CHF is intended to improve the humanitarian response by providing rapid, flexible and predictable funds for humanitarian action. It also aims to strengthen the planning and coordination process and channel funds towards the most urgent needs. Moreover, it is a means of ensuring that funds are available for rapid responses to unforeseen needs.

### 2012 CHF allocation (in million \$)



Total: \$109.3 million

### Allocation by state and cluster (in million \$)

	UN	WES	WBeG	US	UN	UN	UN	UN	UN	UN	UN	UN	UN	UN	Total
CES	0.2	0.0	0.2	0.2	0.1	1.5	1.6	0.2	0.1	0.0	0.1	4.2			4.2
EES	0.2	0.0		0.2	1.0	1.5	0.2	0.1	1.0		0.1	4.3			4.3
JS	0.2	0.5		1.6	1.9	1.5	0.3	1.5	2.3	1.8	1.7	13.4			13.4
LS	0.2	0.0		0.5	0.7	1.5	0.1	0.5	0.5	0.5	0.7	5.3			5.3
NBeG	0.2	0.2		1.7	1.6	1.5	0.4	0.6	1.7	1.3	1.8	10.9			10.9
US	0.2	2.8		1.3	1.6	1.5	0.5	2.3	1.3	2.1	0.3	17.0			17.0
UNS	0.2	2.2		2.1	3.1	2.0	0.7	14.7	1.0	1.5	0.6	34.0			34.0
WS	0.2	1.9		2.0	2.3	1.5	0.1	0.0	1.4	1.9	0.9	14.8			14.8
WBeG	0.2	0.0		0.1	0.6	1.5	0.4	0.2	0.1		0.1	3.2			3.2
WES	0.2	0.0			0.1	1.5		0.2	0.1		0.1	2.2			2.2

Legend: < 1, 1-5, > 5 million \$

\* includes commitments and contribution. It also includes both CAP and non CAP requirements.